


Wastewater

Safely treating
millions of litres
of wastewater
everyday





680 million

litres of wastewater
treated every day

3,690 km

length of sanitary sewer
mains

55,000

maintenance holes

331,970

wastewater accounts



How We Are Adapting

- Addressing the most significant inflow and infiltration areas
- Investing in the reuse of bio-gas for energy production
- Expanding the sanitary sewer system in strategic areas to manage excess flows
- Evaluating resource requirements to deliver and support infrastructure growth
- Assessing infrastructure requirements to support growth to 2051



NEW
in 2022

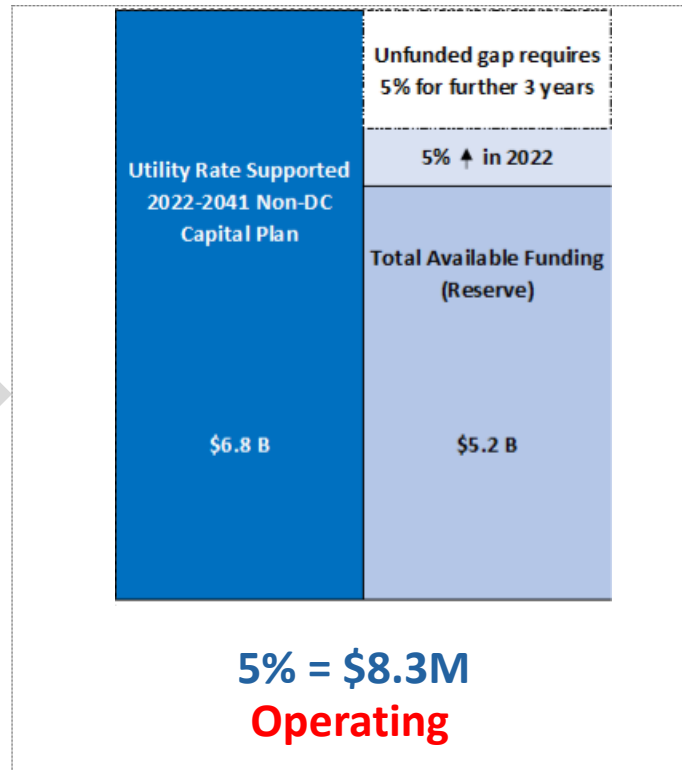
2022 Service Investment

Service Pressure



- Growth
- Aging infrastructure

Investment



Service Outcome

**Peel's
infrastructure is
maintained in a
state of good
repair**

NEW
in 2022

2022 Service Investment

Service Pressure



- Growth
- Aging infrastructure
- Climate change

Investment



Inflow & Infiltration

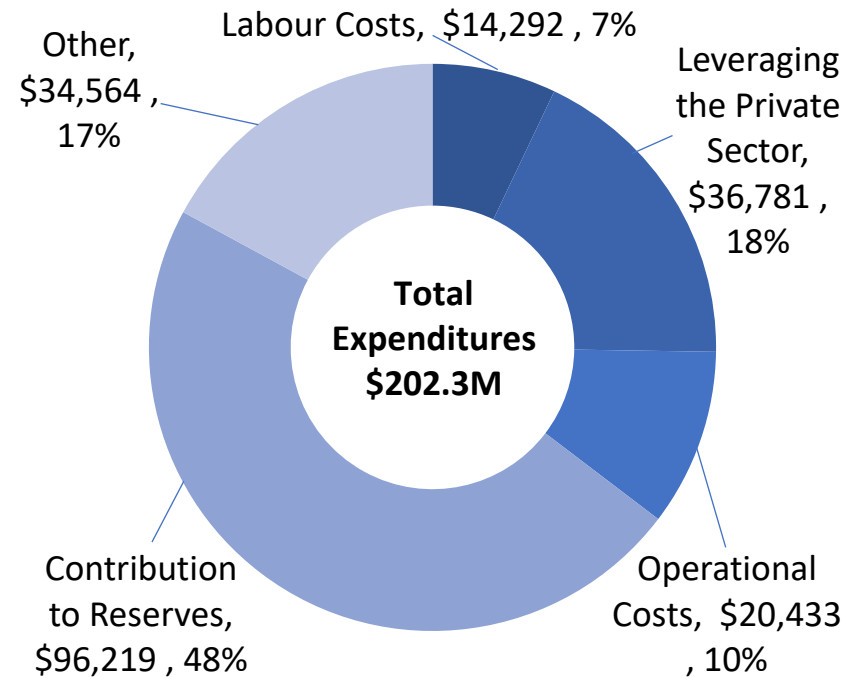
+1.0 FTE

No Operating Impact

Service Outcome

Wastewater is removed in a safe and environmentally responsible manner

2022 Operating Budget (\$M)



Utility Rate	External Recoveries
\$181.5; 90%	\$20.8; 10%

Summary of 2022 Net Operating Budget

2021 Net Base Budget (In \$Millions)	\$167.3
Cost to maintain 2021 service level	
<ul style="list-style-type: none"> • Inflation: Labour costs/Goods and services • Removal of 2021 reserve draw to mitigate volume risk • OCWA contractual increases • Electricity rate increase • Cost containment 	<p>\$3.0</p> <p>1.3</p> <p>1.6</p> <p>0.5</p> <p>(0.5)</p>
Sub-total: Cost to maintain 2021 service level	\$5.9
2022 Service Demand	
<ul style="list-style-type: none"> • 5% rate increase to maintain infrastructure • Inflow & Infiltration mitigation (contract conversion) 	<p>\$8.3</p> <p>-</p>
2022 Proposed Net Budget Change from 2021	\$14.2
Proposed Total 2022 Net Budget	\$181.5

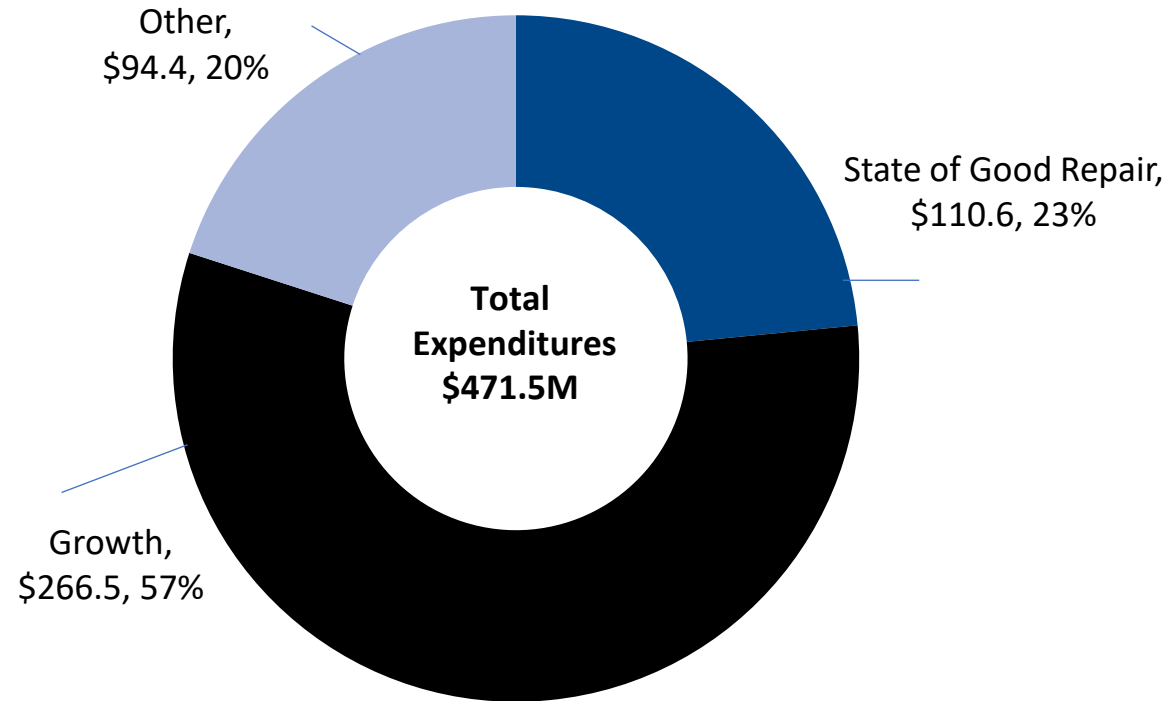
2022 Capital Budget – \$471.5 Million

Key Highlights

- \$251.0M – GE Booth Wastewater Treatment Plant for New Plant 1, capacity restoration, odour control improvements, new outfall as well as major capital rehabilitation
- \$40.0M – East Sanitary Trunk storage facility to store wastewater overflows
- \$23.0M – Local Collection System Repair and Replacement to improve reliability
- \$20.0M – Queensway East Sanitary Trunk Sewer construction to support growth



2022 Capital Budget (\$M)



Internal Reserves	External Funding	Development Charges
\$188.4; 40%	\$16.6; 3%	\$266.5; 57%

Key Financial Information

	Resources to Achieve Level of Service		
	2021	2022	
Total Expenditures (\$M)	\$187.9	\$202.3	
Total Revenues (\$M)	\$20.6	\$20.8	
Net Expenditures (\$M)	\$167.3	\$181.5	
Full-time Staffing Resources	247	248	
Capital Investment (\$M)		\$471.5	
10-Year Capital Investment (\$M)		\$4,191.4	
Outlook Years	2023	2024*	2025*
Net Increase (\$M)	\$12.3	\$12.5	\$13.1
% Increase	6.7%	6.5%	6.4%

*Includes the 5% infrastructure levy, but will be reassessed based on the recommendations from the Utility Long Term Financial Plan