

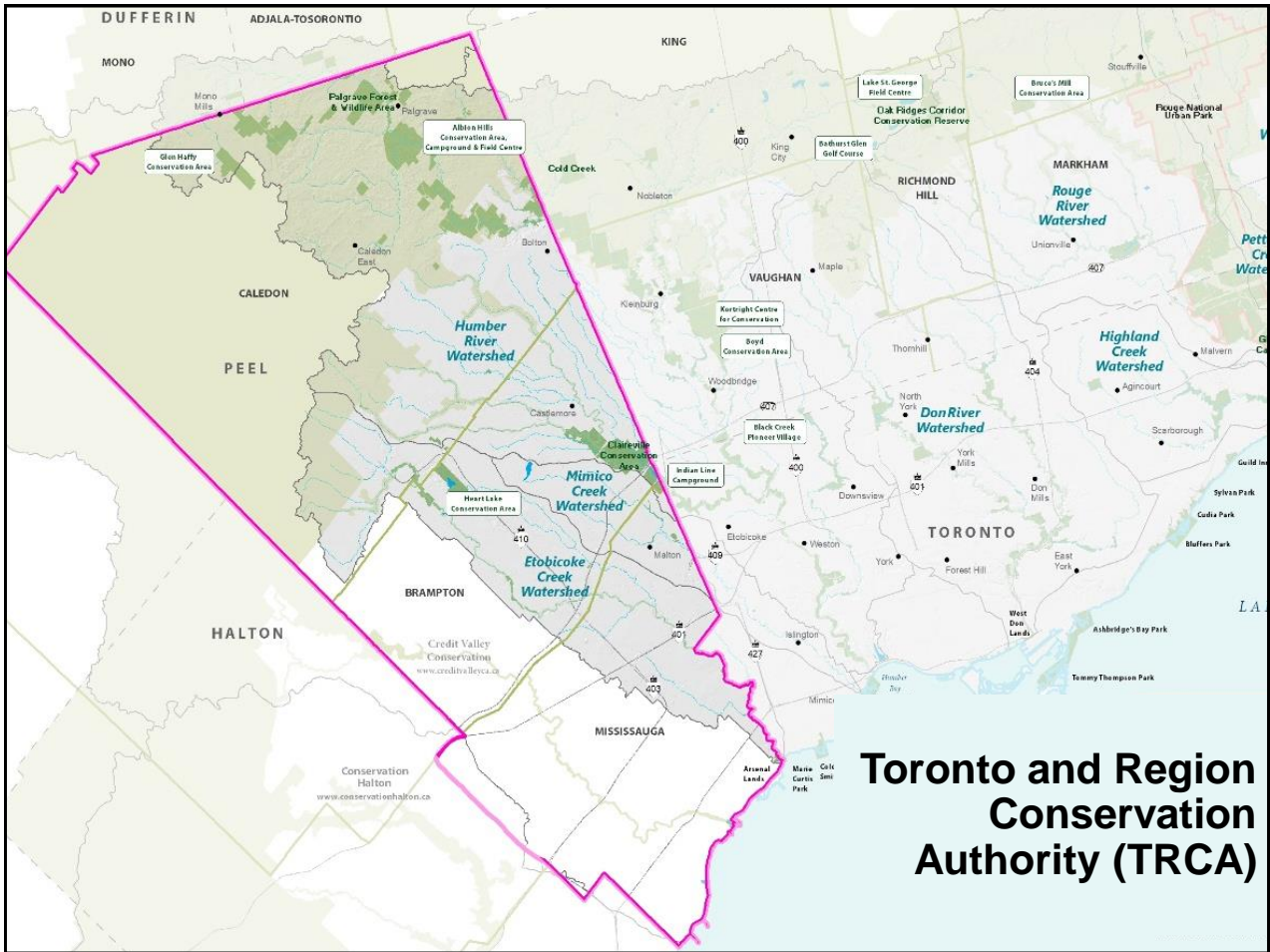
Peel Region Council

Toronto and Region Conservation Authority 2020 Budget Presentation

Presented by: John MacKenzie, M.Sc.(PI) MCIP, RPP
Chief Executive Officer

December 5, 2019





PLANNING FOR THE 2020 BUDGET

2020 Budget Summary

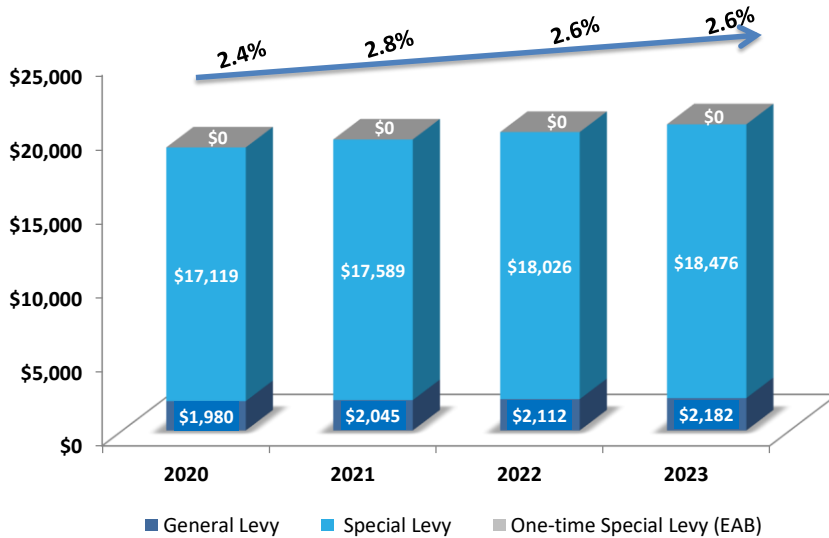
Peel's Portion, \$000s

Funding Source	2019 Approved Budget	2020 Target Budget	2020 Proposed Budget	Budget Variance 2019 vs 2020	
				\$	%
General Levy	\$1,917	\$1,980	\$1,980	\$ 63	3.3%
Special Levy	\$16,690	\$17,132	\$17,119	\$ 429	2.6%
Sub-Total	\$18,607	\$19,112	\$19,099	\$ 492	2.6%
One-Time Special Levy: Emerald Ash Borer (EAB)	\$ 50	-	-	-	-
TOTAL	\$ 18,657	\$ 19,112	\$ 19,099	\$ 442	2.4%
	-8.9%		2.4%		
Provincial Funding Impact Included Above	-	-	-	-	-

PLANNING FOR THE 2020 BUDGET

Budget + 3-Year Forecast

Peel's Portion, \$000



Note: TRCA anticipates changes from the Conservation Authorities Act to impact the 2021 fiscal year (and all years thereafter). Staff at TRCA and the municipality have commenced discussions on potential budgetary impacts, but they are unknown at this time.

Municipal Apportionment - General Levy

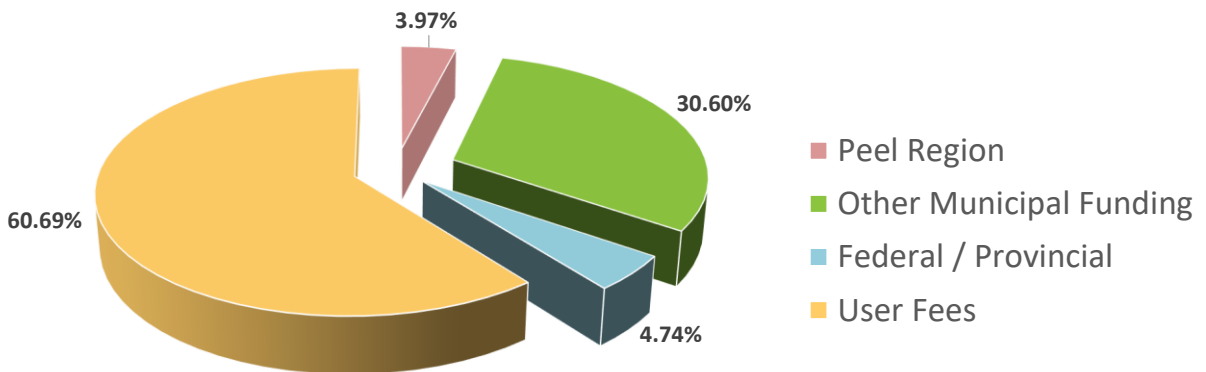
Municipal Funders	2019 % Apportionment*	2020 % Apportionment*	2020 Funding Total \$000 % Change	
Region of Peel	11.13	11.04	1,980	3.3%
Durham Region	2.81	2.82	596	2.4%
City of Toronto	64.30	64.22	9,227	3.6%
Region of York	21.75	21.90	3,458	1.2%
Town of Mono	0.005	0.01	2	12.8%
Adjala-Tosorontio	0.005	0.01	1	2.4%
TOTAL	100%	100%	\$15,264	2.9%

* Based on 2019 CVA data provided by the Province of Ontario

2020 Funding Sources

Preliminary 2020 Gross Operating Budget

Gross Operating Budget Total: \$48 million



Peel's Portion, \$000

2020 Budget Pressures – General Levy

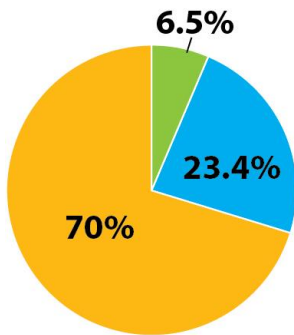
2019 Approved General Levy :		\$1,917
CA Operating Pressures:		
• Personnel Costs: Cost of Living, Benefits and Succession Planning		\$63
2020 Proposed General Levy :		\$1,980

2020 Budget Pressures – Special Levy Including One-time

Peel's Portion, \$000

2019 Approved Special Levy and One-time:	\$16,740
Special Levy Project Funding Requests:	
• Watershed	111
• Climate Change	216
• Infrastructure	102
Subtotal Special Levy	\$429
One-time Special Levy:	
• EAB (Emerald Ash Borer)	-\$50
2020 Proposed Special Levy and One-time:	\$17,119

2020 Climate Change Risk Methodology



2019 PROJECT CLASSIFICATION
■ Act ■ Invest ■ Sustain

ACT	
# of Projects	
3	Respond to a life threatening event or one that acutely compromises human health or safety
	Maximize emergency preparedness
	Minimize chance of incurring significant financial cost
	Implement direction or resolution from a municipal council or approved by TOCP/CA board; aligned to council strategic priorities or targets
INVEST	
# of Projects	
20	Address consequences or conditions that are becoming worse or increasing in financial or social costs
	Generate knowledge to fill gaps, takes advantage of emerging science to better manage imminent/identified risks that currently lack innovative or technical tools to resolve in the short term
	Produce a local measurable benefit through implementation; likely increase in effectiveness over long-term and/or with larger scale applications
	Elevate awareness amongst residents, business, stakeholders and youth to drive attitudinal change with respect to human impacts on climate and the environment
SUSTAIN	
# of Projects	
4	Anticipate a potential impact, a shift in trend or flags an emerging issue/costs
	Maintain watershed resilience, achieves outcomes and demonstrates effectiveness using current best practices

Plan for Eliminating Non-CVA Amount

Current Non-CVA General Levy

Year	CVA % Apportionment *	TRCA Adj. % Apportionment**	General Levy Total	CVA Levy	Non-CVA Levy
2019	11.13%	12.93%	1,917,000	1,541,082	327,133
2020	11.04%	12.97%	1,980,000	1,585,316	347,855

Plan to Eliminate Non-CVA Amount

- TRCA anticipates changes to the CA Act will impact future levies and as such does not anticipate non-CVA levies subsequent to the 2020 budget cycle
- City of Toronto draft budget currently includes a requests to close the gap by one third in 2020

* Based on 2019 CVA data provided by the Province of Ontario

** Adjusted by TRCA policy

On the Horizon

Conservation Authority Act - Regulations

- TRCA anticipates receiving updated Regulations in Q4 of 2019 or Q1 of 2020, which may impact the 2021 budget process.

Leveraged Funding

- TRCA leveraged funding from partner municipalities to secure \$22.31 million of the federal Disaster Mitigation Adaptation Fund (DMAF) starting in 2020
- TRCA will continue to strive to leverage partner municipality funding through opportunities such as the Investing in Canada Infrastructure Program

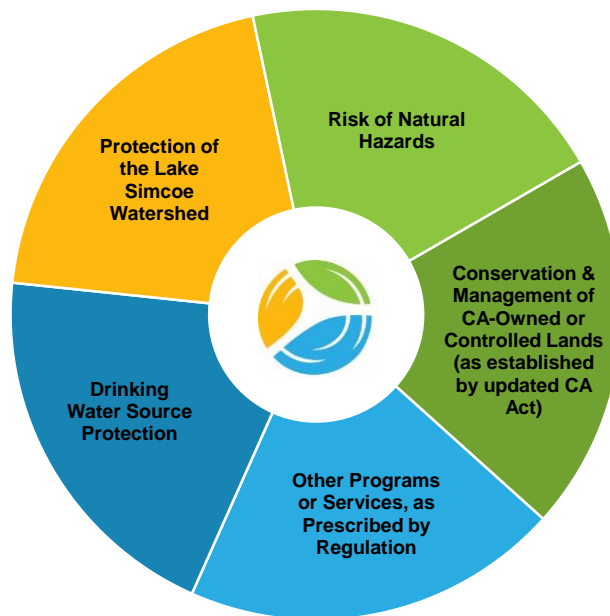
Measuring Impact : Developing Key Performance Indicators

- Indicators for Climate Change funded Projects and Programs

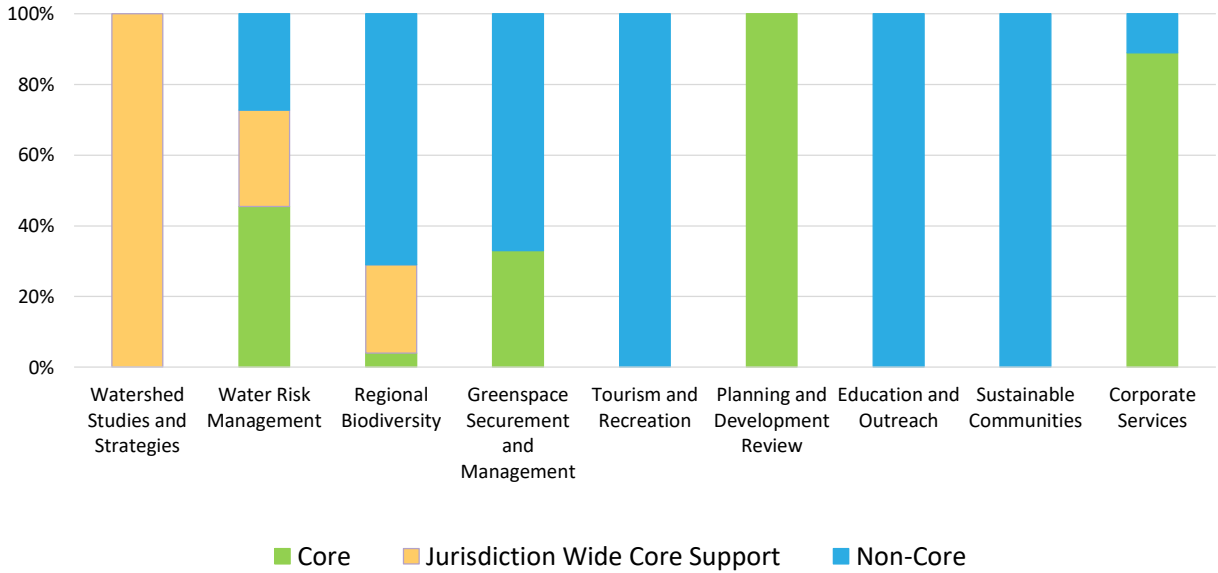
Risks And Impact Posed By Letter From Ministry of Environment, Conservation and Parks

Risk	Response
Provincial changes to the Conservation Authority Act (CAA)	All TRCA activities are currently being assessed and we are proactively preparing updated MOU's/ SLA's with municipal staff
Provincial changes to Regulations <ul style="list-style-type: none"> • Section 28 of CAA • Provincial Policy Statement • Growth Plan • others 	TRCA will continue to engage in the review of draft regulations and proactively assess impacts on our operation
Potential labour disruption in education sector impacting user fees	Diversify program offerings and aim to concentrate School Board visits earlier in year

Core Mandate for Conservation Authorities



Potential Program and Service Classification (%)



Summary of Reduction Directed by Regional Council

Peel's Portion, \$000

Funding Source	2020 Proposed Budget	Reduction	2020 Proposed Budget (Adjusted)
General Levy	\$1,980	(\$60)	\$1,921
Special Levy	\$17,119	\$0	\$17,119
TOTAL	\$ 19,099	(\$60)	\$ 19,040

Thank You!

www.trca.ca

